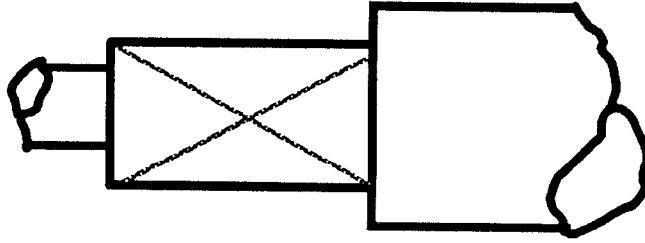


# TOTAL REPAIR OF ENTIRE DIAMETER



**wrong**




**DO NOT PREPARE AS FOR SPRAY METAL OR WELD REPAIR!**

**RIGHT**




**MACHINE OR GRIND STRAIGHT ACROSS - DO NOT NOTCH IN!**



**BREAK EDGE TO ALLOW FOR BUILDUP  
MAXIMUM RADIUS WHENEVER POSSIBLE!**

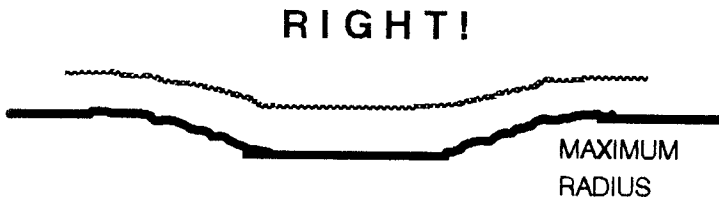
# SECTIONAL REPAIR OF AREA THAT MUST BLEND TO EXISTING DIAMETER



PLATING WILL TAPER OFF INTO CORNERS & WILL NOT FILL AREA!



PLATING WILL BUILDUP AT EDGES & "ROB" FROM CORNERS AS ABOVE!



PLATING WILL MAGNIFY BASE METAL & BLEND IN WITH ADJACENT AREAS!

No Angles or Machine Lines - Obtain this by backing off feed slowly as you move piece slowly to one side. Then POLISH this area. Repeat for opposite side.

---